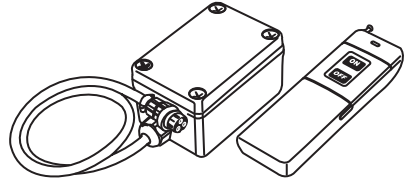


Easy operation instructions

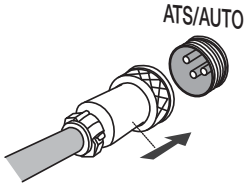
Remote controller for generator set

RC300-3000 / RC300-1500

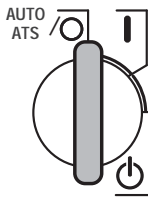


RC300-3000

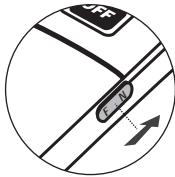
for 3000/3600 RPM Generator set




1. Plug to ATS socket



2. Switch to AUTO/ATS position



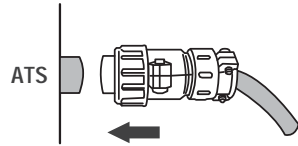
3. F to N, remote controller work.



4. Push ON, generator start after 3 sec.
Push OFF, generator stop after 10 sec.

RC300-1500

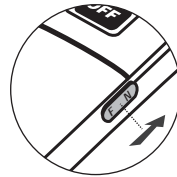
1500/1800 RPM Generator set




1. Plug to ATS socket



2. Turn on power key switch,
Press the mode button to switch to AUTO mode.



3. F to N, remote controller work.



4. Push ON, generator start after 3 sec.
Push OFF, generator stop after 120 sec of cooling.